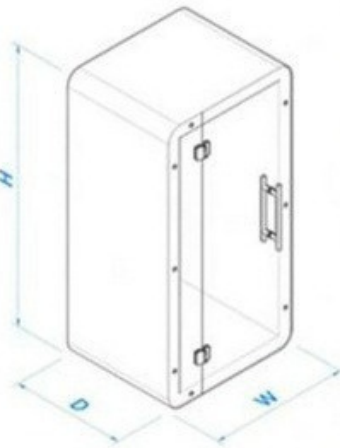




Because Privacy Matters



Kubebooth Technical Data Sheet - KSelfi



Easy to Install

Size Overall - W: 44" - D: 37" - H: 88"
Inside - W: 36" - D: 36" - H: 80"

Weight
800 lbs/362 kg

Glass
10mm clear tempered
Ceramic painted borders
Door - H: 88" x W: 32"
Rear Panel - H: 88" x W: 44"
Front Side Panel - H: 88" x W: 12"

Moveable

Acoustics
NIC rating of 36 dB certified
Noise cancellation technology
Air Exchange
100 complete air changes per hour
Data Center
UL approved
1 USB A port, 1 USB C port
2 Simplex outlets
Motion detector (controls light & fan)

Plug & Play

Mobility Kit
Includes casters with fasteners

Light
12V LED light bar with magnet
570mm/pcs super light bar, 3500K, 12VDC

Sprinkler
Pre-engineered knockout hole for 3rd party sprinkler installation

Power Cord
10ft cord 120V/15Amp

Wall Construction
Galvanized steel frames
Sound insulation in all cavities

Finishes
D-pull handle
TFL surface
CARB certified (zero/low formaldehyde emissions)
Aluminum hardware painted

Carpet
Shaw Commercial Philadelphia Ayers Hall II or equal
Solution dyed polypropylene 28 oz, 10 gauge
GreenGuard certified GLP8472 <450 NBS smoke


Floor Ceiling
Substructure rated MDF on unitized steel base

Reversible Door
Fully interchangeable left or right opening

Worktop
White or black laminate wood worktop
W: 20" x L: 12"
Installed at an optimum height of 40"

Felt
Interior sound absorption panels
60% recyclable

Options
Seismic bracing
One touch LCD control panel
LCD TV mount bracing
White glass board - W: 34" x L: 30"
Personalized company branding
Ethernet ports
Bluetooth speaker
Frosted film glass
External fire extinguisher unit
Occupancy lights



*Air Flow Diagram





Because Privacy Matters



Kubebooth Technical Data Sheet - KSelfi Plus

Easy to Install

Size Overall - W: 56" - D: 48" - H: 88"
Inside - W: 48" - D: 47" - H: 80"

Weight
1000 lbs/453 kg

Glass
10mm clear tempered
Ceramic painted borders
Door - H: 88" x W: 32"
Front Side Panels - H: 88" x W: 12"

Moveable

Acoustics
NIC rating of 36 dB certified
Noise cancellation technology

Air Exchange
100 complete air changes per hour

Data Center
UL approved
1 USB A port, 1 USB C port
2 Simplex outlets

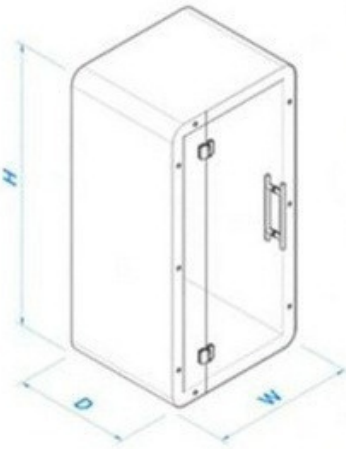
Plug & Play

Mobility Kit
Includes casters with fasteners

Light
12V LED light bar with magnet
570mm/pcs super light bar, 3500K, 12VDC

Sprinkler Pre-engineered knockout hole for 3rd party sprinkler installation

Power Cord
10ft cord 120V/15Amp



Wall Construction

Galvanized steel frames
Sound insulation in all cavities

Finishes

D-pull handle
TFL surface
CARB certified
(zero/low formaldehyde emissions)
Aluminum hardware painted

Carpet

Shaw Commercial Philadelphia Ayers Hall II or equal
Solution dyed polypropylene 28 oz, 10 gauge
GreenGuard certified GLP8472 <450 NBS smoke

Floor Ceiling

Substructure rated MDF on unitized steel base


Reversible Door

Fully interchangeable left or right opening

Felt Interior sound absorption panels 60% recyclable

Options

Seismic bracing
One touch LCD control panel
LCD TV mount bracing
White glass board - W: 34" x L: 30"
Personalized company branding
Ethernet ports
Bluetooth speaker
Frosted film glass
External fire extinguisher unit
Occupancy lights



*Air Flow Diagram





Because Privacy Matters



Kubebooth Technical Data Sheet - Kme

Easy to Install

Size Overall - W: 88" - D: 37" - H: 88"
Inside - W: 80" - D: 36" - H: 80"

Weight
1200 lbs/544 kg

Glass
10mm clear tempered
Ceramic painted borders
Door - H: 88" x W: 32"
Rear Panel - H: 88" x W: 44"
Front Side Panels - H: 88" x W: 28"

Reversible Door

Fully interchangeable left or right opening

Floor Ceiling

Substructure-rated MDF on unitized steel base.

Felt

Interior sound absorption panels
60% recyclable

Options

Seismic bracing
One touch LCD control panel
LCD TV mount bracing
White glass board - W: 34" x L: 30"
Personalized company branding
Ethernet ports
Bluetooth speaker
Frosted film glass
External fire extinguisher unit
Occupancy lights

Moveable

Acoustics
NIC rating of 36 dB certified
Noise cancellation technology

Air Exchange
100 complete air changes per hour

Data Center

UL approved
1 USB A port, 1 USB C port
2 Simplex outlets
Motion detector (controls light & fan)

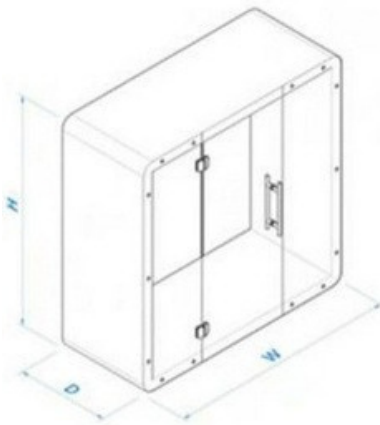
Plug & Play

Mobility Kit
Includes casters with fasteners

Light
12V LED light bar with magnet
570mm/pcs super light bar, 3500K, 12VDC

Sprinkler Pre-engineered knockout hole for 3rd party sprinkler installation

Power Cord
10ft cord 120V/15Amp



Wall Construction

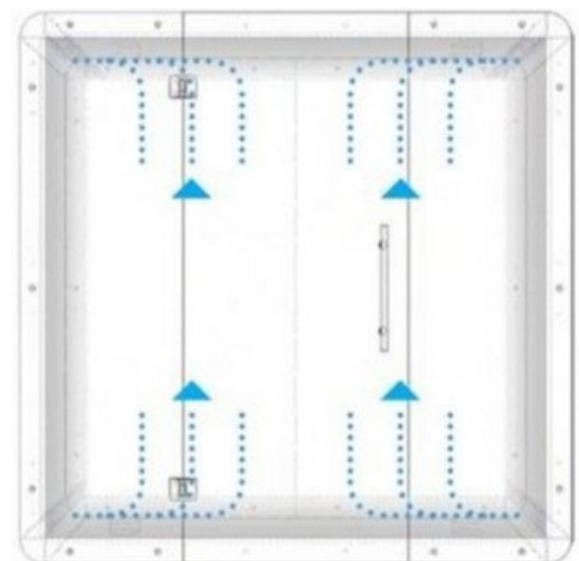
Galvanized steel frames
Sound insulation in all cavities

Finishes

D-pull handle
TFL surface
CARB certified (zero/low formaldehyde emissions)
Aluminum hardware painted

Carpet

Shaw Commercial Philadelphia Ayers Hall II or equal
Solution dyed polypropylene 28 oz, 10 gauge
GreenGuard certified GLP8472 <450 NBS smoke



*Air Flow Diagram





Because Privacy Matters



Kubebooth Technical Data Sheet - Kme Plus

Easy to Install

Size Overall - W: 88" - D: 48" - H: 88"
88" Inside - W: 80" - D: 47" - H: 80"

Weight
1525 lbs/692 kg

Glass
10mm clear tempered
Ceramic painted borders
Door - H: 88" x W: 32"
Rear Panel - H: 88" x W: 44"
Front Side Panels - H: 88" x W: 28"

Reversible Door

Fully interchangeable left or right opening

Floor Ceiling

Substructure-rated MDF on unitized steel base.

Felt

Interior sound absorption panels
60% recyclable

Options

Seismic bracing
One touch LCD control panel
LCD TV mount bracing
White glass board - W: 34" x L: 30"
Personalized company branding
Ethernet ports
Bluetooth speaker
Frosted film glass
External fire extinguisher unit
Occupancy lights

Moveable

Acoustics
NIC rating of 36 dB certified
Noise cancellation technology

Air Exchange
100 complete air changes per hour

Data Center

UL approved
1 USB A port, 1 USB C port
2 Simplex outlets
Motion detector (controls light & fan)

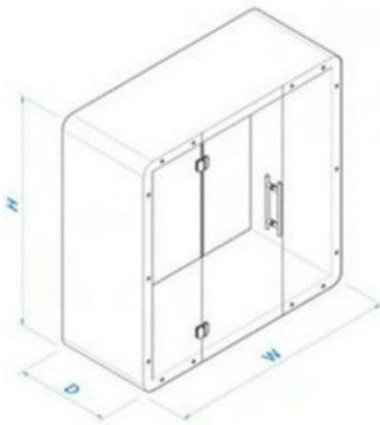
Plug & Play

Mobility Kit
Includes casters with fasteners

Light
12V LED light bar with magnet
570mm/pcs super light bar, 3500K, 12VDC

Sprinkler Pre-engineered knockout hole for 3rd party sprinkler installation

Power Cord
10ft cord 120V/15Amp



Wall Construction

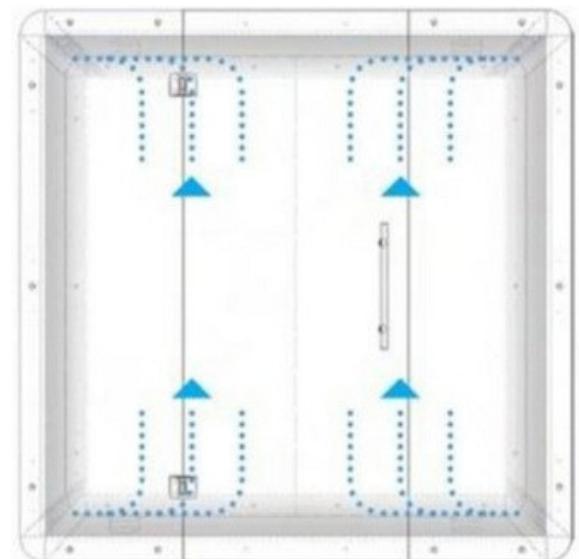
Galvanized steel frames
Sound insulation in all cavities

Finishes

D-pull handle
TFL surface
CARB certified (zero/low formaldehyde emissions)
Aluminum hardware painted

Carpet

Shaw Commercial Philadelphia Ayers Hall II or equal
Solution dyed polypropylene 28 oz, 10 gauge
GreenGuard certified GLP8472 <450 NBS smoke



*Air Flow Diagram



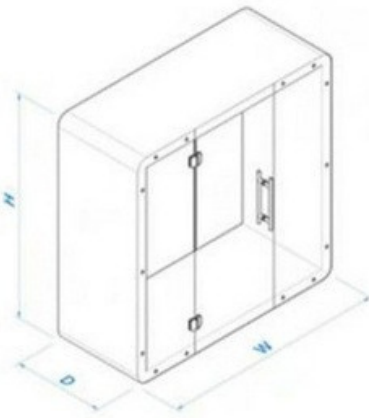


Because Privacy Matters



Kubebooth Technical Data Sheet - Kwe

Extendable



Easy to Install

Size Overall - W: 88" - D: 37" - H: 88"
Size Inside - W: 80" - D: 36" - H: 80"

Weight
1200 lbs/544 kg

Glass
10mm clear tempered
Ceramic painted borders
Door - H: 88" x W: 32"
Rear Panels - H: 88" x W: 44"
Front Side Panels - H: 88" x W: 28"

Reversible Door
Fully interchangeable left or right opening

Worktop
White or Black laminate wood worktop
D shape L: 24" x W: 24"
Installed at an optimum height of 28"

Felt
Interior sound absorption panels 60% recyclable

Options
Seismic bracing
One touch LCD control panel
LCD TV mount bracing
White glass board - W: 34" x L: 30"
Personalized company branding
Ethernet ports
Bluetooth speaker
Frosted film glass
External fire extinguisher unit
Smart lock
Occupancy lights

Wall Construction
Galvanized steel frames
Sound insulation in all cavities

Finishes
D-pull handle
TFL surface
CARB certified
(zero/low formaldehyde emissions)
Aluminum hardware painted

Carpet
Shaw Commercial Philadelphia
Ayers Hall II or equal
Solution dyed polypropylene 28 oz, 10 gauge
GreenGuard certified GLP8472
<450 NBS smoke

Floor Ceiling
Substructure-rated MDF on unitized steel base.

Moveable

Acoustics
NIC rating of 36 dB certified
Noise cancellation technology

Air Exchange
100 complete air changes per hour

Data Center
UL approved
1 USB A port, 1 USB C port
2 Simplex outlets
Motion detector (controls light & fan)

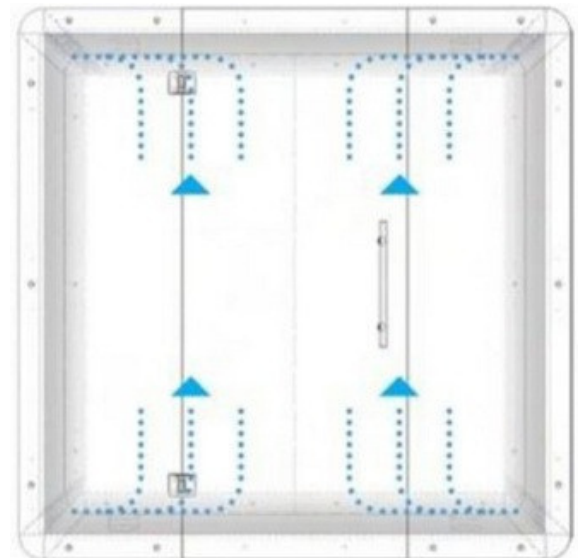
Plug & Play

Mobility Kit
Includes casters with fasteners

Light
12V LED light bar with magnet
570mm/pcs super light bar, 3500K, 12VDC

Sprinkler
Pre-engineered knockout hole for 3rd party sprinkler installation

Power Cord
10ft cord 120V/15Amp



*Air Flow Diagram



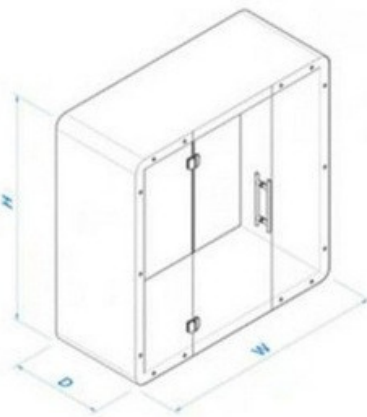


Because Privacy Matters



Kubebooth Technical Data Sheet - Kwe Plus

Extendable



Easy to Install

Size Overall - W: 88" - D: 48" - H: 88"
Inside - W: 80" - D: 47" - H: 80"

Weight

1525 lbs/ 692 kg

Glass

10mm clear tempered
Ceramic painted borders
Door - H: 88" x W: 32"
Rear Panels - H: 88" x W: 44"
Front Side Panels - H: 88" x W: 28"

Reversible Door

Fully interchangeable left or right opening

Worktop

White or Black laminate wood worktop
D shape L: 31" x W:24"
Installed at an optimum height of 28"

Felt

Interior sound absorption panels 60% recyclable

Options

Seismic bracing
One touch LCD control panel
LCD TV mount bracing
White glass board - W: 34" x L: 30"
Personalized company branding
Ethernet ports
Bluetooth speaker
Frosted film glass
External fire extinguisher unit
Smart lock
Occupancy lights

Moveable

Acoustics

NIC rating of 36 dB certified
Noise cancellation technology

Air Exchange

100 complete air changes per hour

Data Center

UL approved
1 USB A port, 1 USB C port
2 Simplex outlets
Motion detector (controls light & fan)

Plug & Play

Mobility Kit

Includes casters with fasteners

Light

12V LED light bar with magnet
570mm/pcs super light bar, 3500K, 12VDC

Sprinkler

Pre-engineered knockout hole for 3rd party sprinkler installation

Power Cord

10ft cord 120V/15Amp

Wall Construction

Galvanized steel frames
Sound insulation in all cavities

Finishes

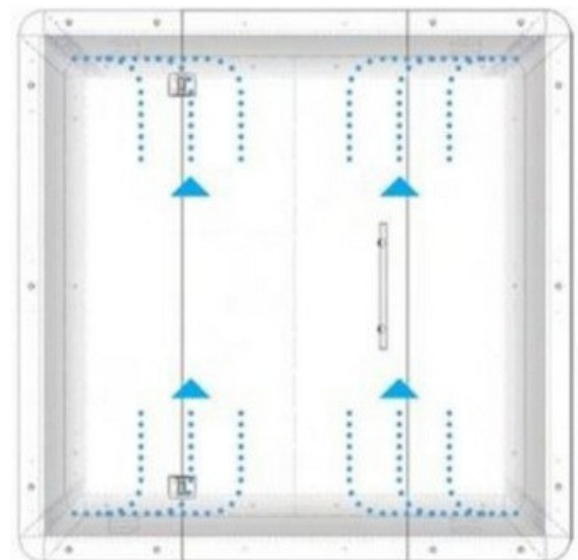
D-pull handle
TFL surface
CARB certified
(zero/low formaldehyde emissions)
Aluminum hardware painted

Carpet

Shaw Commercial Philadelphia
Ayers Hall II or equal
Solution dyed polypropylene 28 oz, 10 gauge
GreenGuard certified GLP8472
<450 NBS smoke

Floor Ceiling

Substructure-rated MDF on unitized steel base.



*Air Flow Diagram



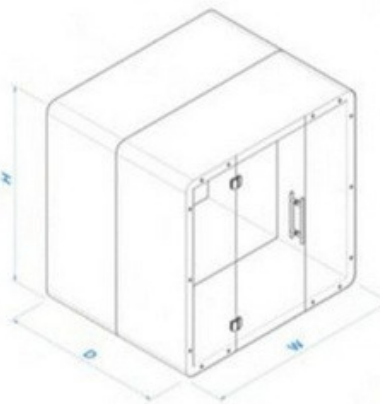


Because Privacy Matters



Kubebooth Technical Data Sheet - Kteam 4

Extendable



Easy to Install

Size Overall - W: 88" - D: 73" - H: 88"
Inside - W: 80" - D: 72" - H: 80"

Weight
1800 lbs/816 kg

Glass
10mm clear tempered
Ceramic painted borders
Door - H: 88" x W: 32"
Rear Panels - H: 88" x W: 44"
Front Side Panels - H: 88" x W: 28"

Reversible Door
Fully interchangeable left or right opening

Worktop
White or Black laminate wood worktop
D Shape L: 45" x W: 24"
Installed at an optimum height of 28"

Felt
Interior sound absorption panels
60% recyclable

Options
Seismic bracing
One touch LCD control panel
LCD TV mount bracing
White glass board - W: 34" x L: 30"
Personalized company branding
Ethernet ports
Bluetooth speaker
Frosted film glass
External fire extinguisher unit
Smart lock
Occupancy lights

Moveable

Acoustics
NIC rating of 36 dB certified
Noise cancellation technology

Air Exchange
100 complete air changes per hour

Data Center
UL approved
1 USB A port, 1 USB C port
2 Simplex outlets
Motion detector (controls light & fan)

Plug & Play

Mobility Kit
Includes casters with fasteners

Light
12V LED light bar with magnet
570mm/pcs super light bar, 3500K, 12VDC

Sprinkler
Pre-engineered knockout hole for 3rd party sprinkler installation

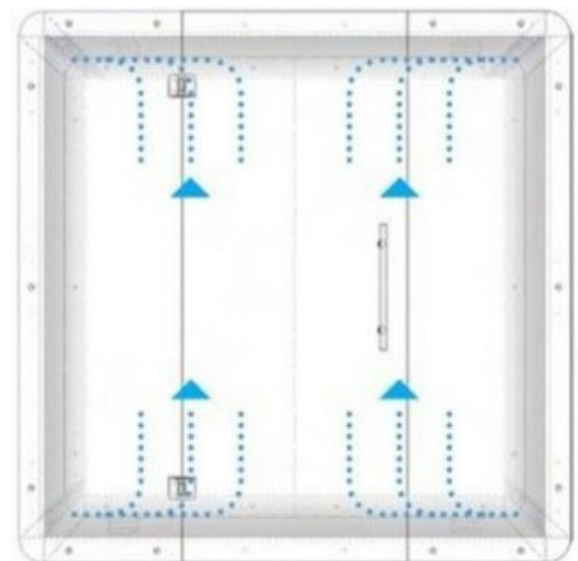
Power Cord
10ft cord 120V/15Amp

Wall Construction
Galvanized steel frames
Sound insulation in all cavities

Finishes
D-pull handle
TFL surface
CARB certified
(zero/low formaldehyde emissions)
Aluminum hardware painted

Carpet
Shaw Commercial Philadelphia Ayers Hall II or equal
Solution dyed polypropylene 28 oz, 10 gauge
GreenGuard certified GLP8472
<450 NBS smoke

Floor Ceiling
Substructure-rated MDF on unitized steel base.



*Air Flow Diagram



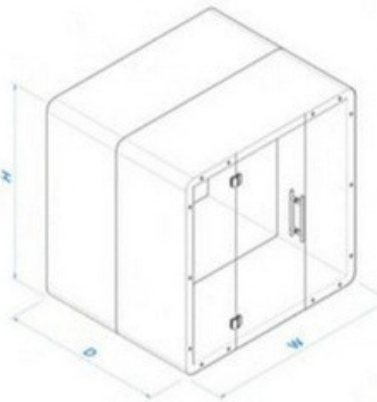


Because Privacy Matters



Kubebooth Technical Data Sheet - Kteam 6

Extendable



Easy to Install

Size
Overall - W: 88" - D: 109" - H: 88"
Inside - W: 80" - D: 108" - H: 80"

Weight
2400 lbs/1089 kg

Glass
10mm clear tempered
Ceramic painted borders
Door - H: 88" x W: 32"
Rear Panels - H: 88" x W: 44"
Front Side Panels - H: 88" x W: 28"

Reversible Door
Fully interchangeable left or right opening

Worktop
White or Black laminate wood worktop
D Shape

Felt
Interior sound absorption panels
60% recyclable

Options
Seismic bracing
One touch LCD control panel
LCD TV mount bracing
White glass board - W: 34" x L: 30"
Personalized company branding
Ethernet ports
Bluetooth speaker
Frosted film glass
External fire extinguisher unit
Smart lock
Occupancy lights

Wall Construction
Galvanized steel frames
Sound insulation in all cavities

Finishes
D-pull handle
TFL surface
CARB certified
(zero/low formaldehyde emissions)
Aluminum hardware painted

Carpet
Shaw Commercial Philadelphia
Ayers Hall II or equal
Solution dyed polypropylene 28
oz, 10 gauge
GreenGuard certified GLP8472
<450 NBS smoke

Floor Ceiling
Substructure-rated MDF on unitized steel
base.

Moveable

Acoustics
NIC rating of 36 dB certified
Noise cancellation technology

Air Exchange
100 complete air changes per hour

Data Center
UL approved
1 USB A port, 1 USB C port
2 Simplex outlets
Motion detector (controls light & fan)

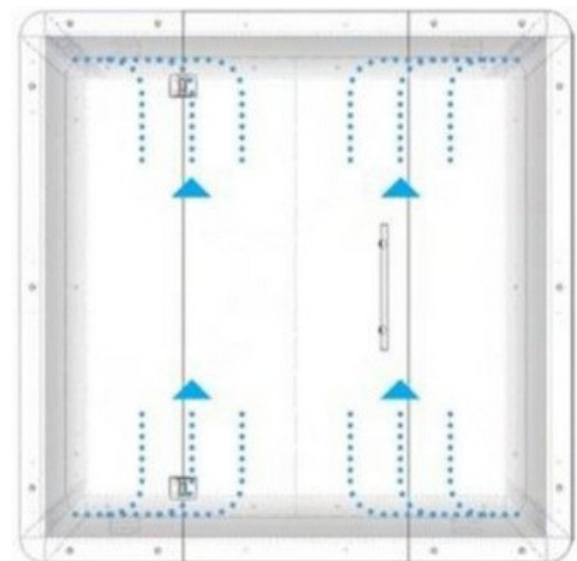
Plug & Play

Mobility Kit
Includes casters with fasteners

Light
12V LED light bar with magnet
570mm/pcs super light bar, 3500K,
12VDC

Sprinkler
Pre-engineered knockout hole for 3rd
party sprinkler installation

Power Cord
10ft cord 120V/15Amp



*Air Flow Diagram





Because Privacy Matters

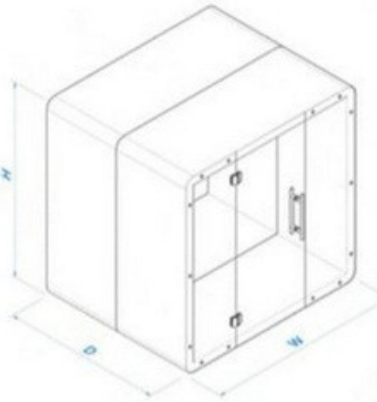


Kubebooth Technical Data Sheet - Kteam 8

Easy to Install

Moveable

Plug & Play



Size
Overall - W: 88" - D: 145" - H: 88"
Inside - W: 80" - D: 144" - H: 80"

Weight
3000 lbs/1361 kg

Glass 10mm clear tempered
Ceramic painted borders
Door - H: 88" x W: 32"
Rear Panels - H: 88" x W: 44"
Front Side Panels - H: 88" x W: 28"

Wall Construction

Galvanized steel frames
Sound insulation in all cavities

Finishes

D-pull handle
TFL surface
CARB certified
(zero/low formaldehyde emissions)
Aluminum hardware painted

Carpet

Shaw Commercial Philadelphia
Ayers Hall II or equal
Solution dyed polypropylene 28
oz, 10 gauge
GreenGuard certified GLP8472
<450 NBS smoke

Floor Ceiling

Substructure-rated MDF on unitized steel
base.

Reversible Door Fully interchangeable left
or right opening

Worktop

White or Black laminate wood worktop
D Shape

Felt

Interior sound absorption panels
60% recyclable

Options

Seismic bracing
One touch LCD control panel
LCD TV mount bracing
White glass board - W: 34" x L: 30"
Personalized company branding
Ethernet ports
Bluetooth speaker
Frosted film glass
External fire extinguisher unit
Smart lock
Occupancy lights

Acoustics

NIC rating of 36 dB certified
Noise cancellation technology

Air Exchange

100 complete air changes per hour

Data Center

UL approved
1 USB A port, 1 USB C port
2 Simplex outlets
Motion detector (controls light &
fan)

Mobility Kit

Includes casters with fasteners

Light

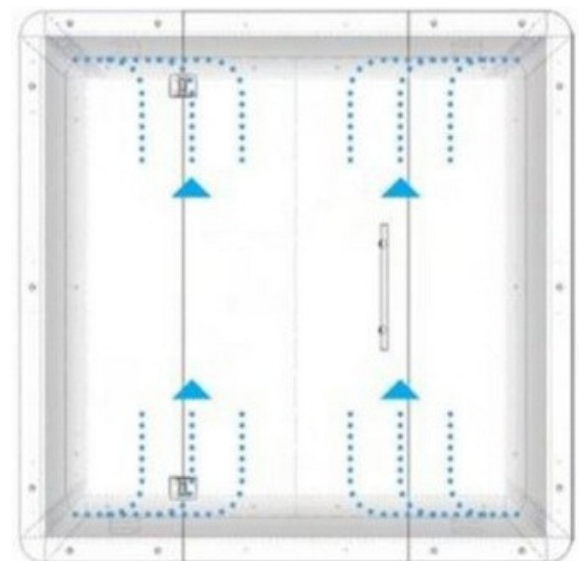
12V LED light bar with magnet
570mm/pcs super light bar, 3500K,
12VDC

Sprinkler

Pre-engineered knockout hole for 3rd
party sprinkler installation

Power Cord

10ft cord 120V/15Amp



*Air Flow Diagram





Because Privacy Matters



Kubebooth Technical Data Sheet - KSelfi Floorless



Easy to Install

Size
Overall - W: 44" - D: 37" - H: 88"
Inside - W: 36" - D: 36" - H: 84"

Weight
750 lbs/340 kg

Glass
10mm clear tempered
Door - H: 88" x W: 32"
Rear Panel - H: 88" x W: 44"
Front Side Panel - H: 88" x W: 12"

Plug & Play

Acoustics NIC rating of 36 dB certified Noise cancellation technology

Air Exchange
100 complete air changes per hour

Data Center
UL approved
1 USB A port, 1 USB C port
2 Simplex outlets
Motion detector (controls light & fan)

Light
12V LED light bar with magnet
570mm/pcs super light bar, 3500K, 12VDC

Sprinkler
Pre-engineered knockout hole for 3rd party sprinkler installation

Power Cord
10ft cord 120V/15Amp

Wall Construction
Galvanized steel frames
Sound insulation in all cavities

Door Lock
Patch fit low noise- silent latch


Finishes
TFL surface
CARB certified (zero/low formaldehyde emissions)
Aluminum hardware painted

Reversible Door
Fully interchangeable left or right opening

Worktop
White or Black laminate wood worktop
W: 20" x L: 12"
Installed at an optimum height of 40"

Felt
Interior sound absorption panels
60% recyclable

Options
Seismic bracing
One touch LCD control panel LCD TV mount
bracing White glass board - W: 34" x L: 30"
Personalized company branding
Ethernet ports
Bluetooth speaker
Frosted film glass
External fire extinguisher unit
Occupancy lights



*Air Flow Diagram





Because Privacy Matters



Kubebooth Technical Data Sheet - KSelfi Plus Floorless

Easy to Install

Plug & Play



Size Overall - W: 56" - D: 48" - H: 88"
Inside - W: 48" - D: 47" - H: 84"

Weight
950 lbs/431 kg

Glass
10mm clear tempered
Door - H: 88" x W: 32"
Rear Panel - H: 88" x W: 44"
Front Side Panels - H: 88" x W: 12"
*Panel includes 2 piece glass

Acoustics
NIC rating of 36 dB certified
Noise cancellation technology

Air Exchange
100 complete air changes per hour

Data Center
UL approved
1 USB A port, 1 USB C port 2 Simplex outlets
Motion detector (controls light & fan)

Light
12V LED light bar with magnet
570mm/pcs super light bar, 3500K, 12VDC

Sprinkler
Pre-engineered knockout hole for 3rd party sprinkler installation

Door Lock
Patch fit low noise- silent latch

Reversible Door
Fully interchangeable left or right opening


Felt
Interior sound absorption panels
60% recyclable

Options
Seismic bracing
One touch LCD control panel
LCD TV mount bracing
White glass board - W: 34" x L: 30"
Personalized company branding
Ethernet ports
Bluetooth speaker
Frosted film glass
External fire extinguisher unit
Occupancy lights

Power Cord
10ft cord 120V/15Amp

Wall Construction
Galvanized steel frames
Sound insulation in all cavities

Finishes
TFL surface CARB certified (zero/low formaldehyde emissions) Aluminum hardware painted



*Air Flow Diagram





Because Privacy Matters



Kubebooth Technical Data Sheet - Kme Floorless

Easy to Install

Size
Overall - W: 88" - D: 37" - H: 88"
Inside - W: 80" - D: 36" - H: 84"

Weight
1100 lbs/500 kg

Glass
10mm clear tempered
Door - H: 88" x W: 32"
Rear Panel - H: 88" x W: 44"
Front Side Panels - H: 88" x W: 28"

Plug & Play

Acoustics
NIC rating of 36 dB certified
Noise cancellation technology

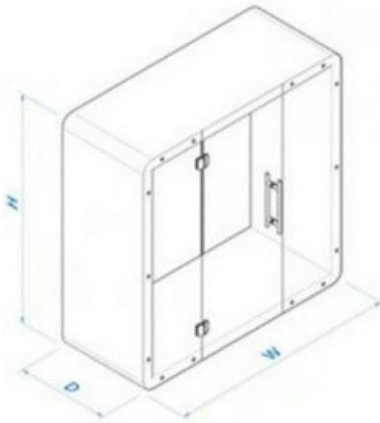
Air Exchange
100 complete air changes per hour

Data Center
UL approved
1 USB A port, 1 USB C port
2 Simplex outlets
Motion detector (controls light & fan)

Light
12V LED light bar with magnet
570mm/pcs super light bar, 3500K, 12VDC

Sprinkler
Pre-engineered knockout hole for 3rd party sprinkler installation

Power Cord
10ft cord 120V/15Amp



Wall Construction

Galvanized steel frames
Sound insulation in all cavities

Door Lock

Patch fit low noise- silent latch

Finishes

TFL surface
CARB certified
(zero/low formaldehyde emissions)
Aluminum hardware painted

Reversible Door

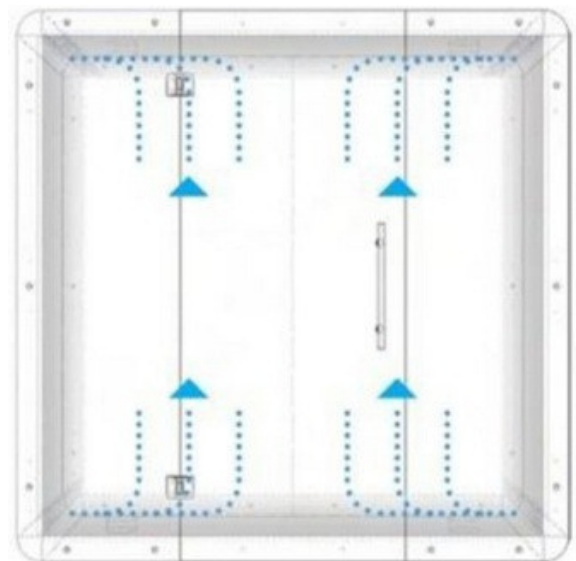
Fully interchangeable left or right opening

Felt

Interior sound absorption panels
60% recyclable

Options

Seismic bracing
One touch LCD control panel
LCD TV mount bracing
White glass board - W: 34" x L: 30"
Personalized company branding
Ethernet ports
Bluetooth speaker
Frosted film glass
External fire extinguisher unit
Occupancy lights



*Air Flow Diagram





Because Privacy Matters



Kubebooth Technical Data Sheet - Kme Plus Floorless

Easy to Install

Size Overall - W: 88" - D: 48" - H: 88"
Inside - W: 80" - D: 47" - H: 84"

Weight
1150 lbs/527 kg

Glass
10mm clear tempered
Door - H: 88" x W: 32"
Rear Panel - H: 88" x W: 44"
Front Side Panels - H: 88" x W: 28"

Wall Construction

Galvanized steel frames
Sound insulation in all cavities

Door Lock

Patch fit low noise- silent latch

Finishes

TFL surface
CARB certified
(zero/low formaldehyde emissions)
Aluminum hardware painted

Reversible Door

Fully interchangeable left or right opening

Felt

Interior sound absorption panels
60% recyclable

Options

Seismic bracing
One touch LCD control panel
LCD TV mount bracing
White glass board - W: 34" x L: 30"
Personalized company branding
Ethernet ports
Bluetooth speaker
Frosted film glass
External fire extinguisher unit
Occupancy lights

Plug & Play

Acoustics

NIC rating of 36 dB certified
Noise cancellation technology

Air Exchange

100 complete air changes per hour

Data Center

UL approved
1 USB A port, 1 USB C port
2 Simplex outlets
Motion detector
(controls light & fan)

Light

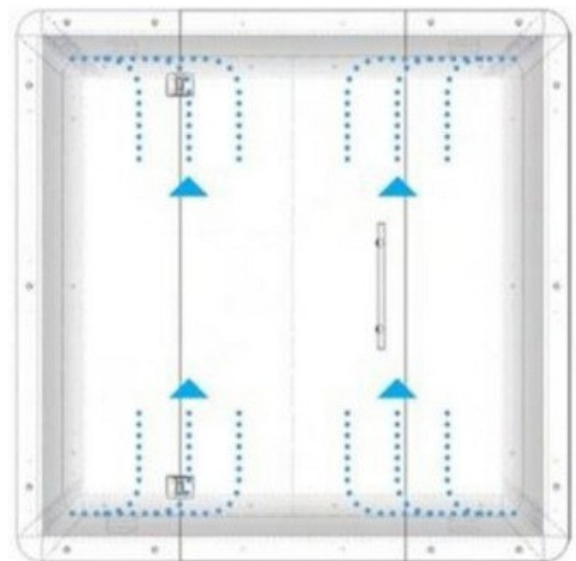
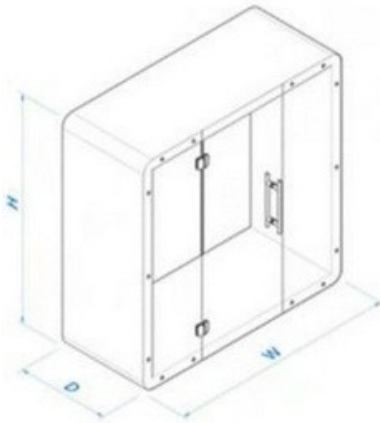
12V LED light bar with magnet
570mm/pcs super light bar, 3500K,
12VDC

Sprinkler

Pre-engineered knockout hole for 3rd party sprinkler installation

Power Cord

10ft cord 120V/15Amp



*Air Flow Diagram





Because Privacy Matters



Kubebooth Technical Data Sheet - Kwe Floorless

Extendable

Easy to Install

Plug & Play

Size Overall - W: 88" - D: 37" - H: 88"
Inside - W: 80" - D: 36" - H: 84"

Weight
1100 lbs/500 kg

Glass
10mm clear tempered
Door - H: 88" x W: 32"
Rear Panels - H: 88" x W: 44"
Front Side Panels - H: 88" x W: 28"

Reversible Door
Fully interchangeable left or right opening

Worktop
White or Black laminate wood worktop
D shape L: 24" x W: 24"
Installed at an optimum height of 28"

Felt
Interior sound absorption panels
60% recyclable

Options
Seismic bracing
One touch LCD control panel
LCD TV mount bracing
White glass board - W: 34" x L: 30"
Personalized company branding
Ethernet ports
Bluetooth speaker
Frosted film glass
External fire extinguisher unit
Door lock
Occupancy lights

Acoustics
NIC rating of 36 dB certified
Noise cancellation technology

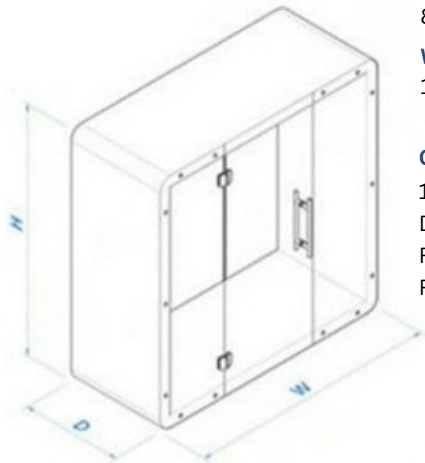
Air Exchange
100 complete air changes per hour

Data Center
UL approved
1 USB A port, 1 USB C port
2 Simplex outlets
Motion detector
(controls light & fan)

Light
12V LED light bar with magnet
570mm/pcs super light bar, 3500K,
12VDC

Sprinkler Pre-engineered knockout hole for 3rd party sprinkler installation

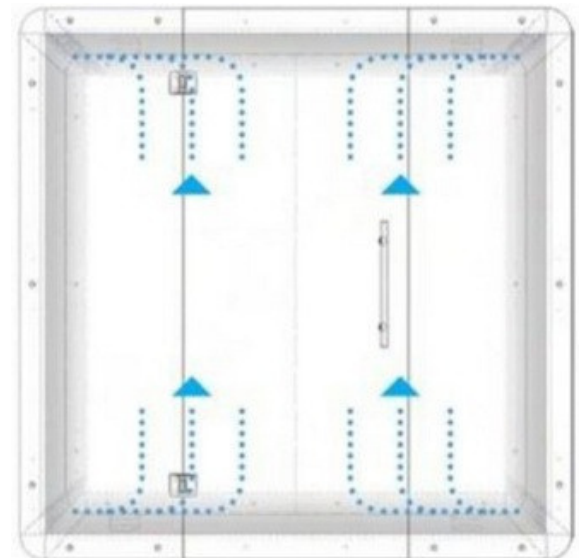
Power Cord
10ft cord 120V/15Amp



Door Lock
Patch fit low noise- silent latch

Wall Construction
Galvanized steel frames
Sound insulation in all cavities

Finishes
TFL surface
CARB certified
(zero/low formaldehyde emissions)
Aluminum hardware painted



*Air Flow Diagram





Because Privacy Matters



Kubebooth Technical Data Sheet - Kwe Plus Floorless

Extendable

Easy to Install

Plug & Play

Size Overall - W: 88" - D: 48" - H: 88"
Inside - W: 80" - D: 47" - H: 84"

Weight
1150 lbs/527 kg

Glass
10mm clear tempered
Door - H: 88" x W: 32"
Rear Panels - H: 88" x W: 44"
Front Side Panels - H: 88" x W: 28"

Acoustics
NIC rating of 36 dB certified
Noise cancellation technology

Air Exchange
100 complete air changes per hour

Data Center
UL approved
1 USB A port, 1 USB C port
2 Simplex outlets
Motion detector
(controls light & fan)

Light
12V LED light bar with magnet
570mm/pcs super light bar, 3500K,
12VDC

Sprinkler Pre-engineered knockout
hole for 3rd party sprinkler
installation

Power Cord
10ft cord 120V/15Amp



Reversible Door
Fully interchangeable left or right opening

Worktop
White or Black laminate wood worktop
D shape L: 31" x W:24"
Installed at an optimum height of 28"

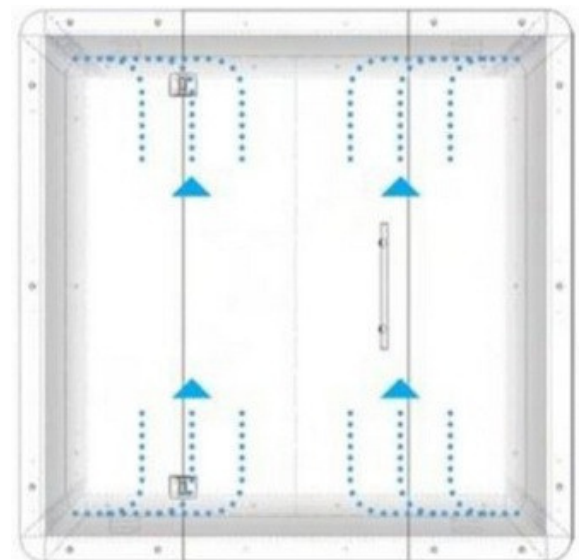
Felt
Interior sound absorption panels
60% recyclable

Options
Seismic bracing
One touch LCD control panel
LCD TV mount bracing
White glass board - W: 34" x L: 30"
Personalized company branding
Ethernet ports
Bluetooth speaker
Frosted film glass
External fire extinguisher unit
Door lock
Occupancy lights

Door Lock
Patch fit low noise- silent latch

Wall Construction
Galvanized steel frames
Sound insulation in all cavities

Finishes
TFL surface
CARB certified
(zero/low formaldehyde emissions)
Aluminum hardware painted



*Air Flow Diagram





Because Privacy Matters



Kubebooth Technical Data Sheet - Kteam 4 Floorless

Extendable

Easy to Install

Plug & Play

Size

Overall - W: 88" - D: 73" - H: 88"
Inside - W: 80" - D: 72" - H: 84"

Weight

1600 lbs/726 kg

Glass 10mm clear tempered

Door - H: 88" x W: 32"
Rear Panels - H: 88" x W: 44"
Front Side Panels - H: 88" x W: 28"

Acoustics

NIC rating of 36 dB certified
Noise cancellation technology

Air Exchange

100 complete air changes per hour

Data Center

UL approved
1 USB A port, 1 USB C port
2 Simplex outlets
Motion detector (controls light & fan)

Light

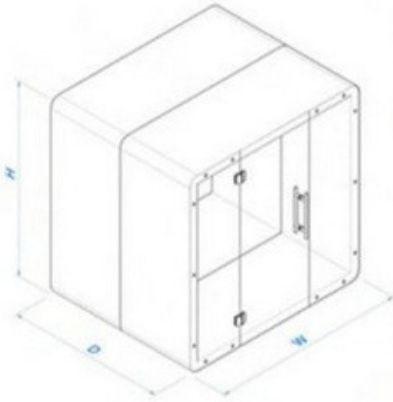
12V LED light bar with magnet
570mm/pcs super light bar, 3500K, 12VDC

Sprinkler

Pre-engineered knockout hole for 3rd party sprinkler installation

Power Cord

10ft cord 120V/15Amp



Reversible Door

Fully interchangeable left or right opening

Worktop

White or Black Laminate wood D shape
worktop L: 45" x W: 24"
Installed at an optimum height of 28"

Felt

Interior sound absorption panels
60% recyclable

Options

Seismic bracing
One touch LCD control panel
LCD TV mount bracing
White glass board - W: 34" x L: 30"
Personalized company branding
Ethernet ports
Bluetooth speaker
Frosted film glass
External fire extinguisher unit
Door lock
Occupancy lights

Wall Construction

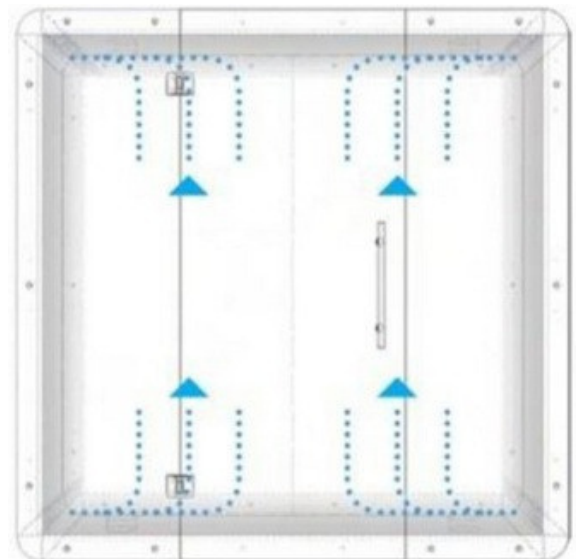
Galvanized steel frames
Sound insulation in all cavities

Finishes

TFL surface
CARB certified
(zero/low formaldehyde emissions)
Aluminum hardware painted

Door Lock

Patch fit low noise- silent latch



*Air Flow Diagram





Because Privacy Matters



Kubebooth Technical Data Sheet - Kteam 6 Floorless

Extendable

Easy to Install

Plug & Play

Size
Overall - W: 88" - D: 109" - H: 88"
Inside - W: 80" - D: 108" - H: 84"

Weight
2100 lbs/953 kg

Glass 10mm clear tempered
Door - H: 88" x W: 32"
Rear Panels - H: 88" x W: 44"
Front Side Panels - H: 88" x W: 28"

Reversible Door
Fully interchangeable left or right opening

Acoustics
NIC rating of 36 dB certified
Noise cancellation technology

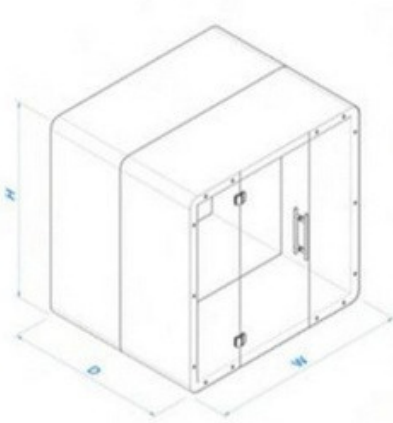
Air Exchange
100 complete air changes per hour

Data Center
UL approved
1 USB A port, 1 USB C port
2 Simplex outlets
Motion detector (controls light & fan)

Light
12V LED light bar with magnet
570mm/pcs super light bar, 3500K, 12VDC

Sprinkler
Pre-engineered knockout hole for 3rd party sprinkler installation

Power Cord
10ft cord 120V/15Amp



Wall Construction
Galvanized steel frames
Sound insulation in all cavities

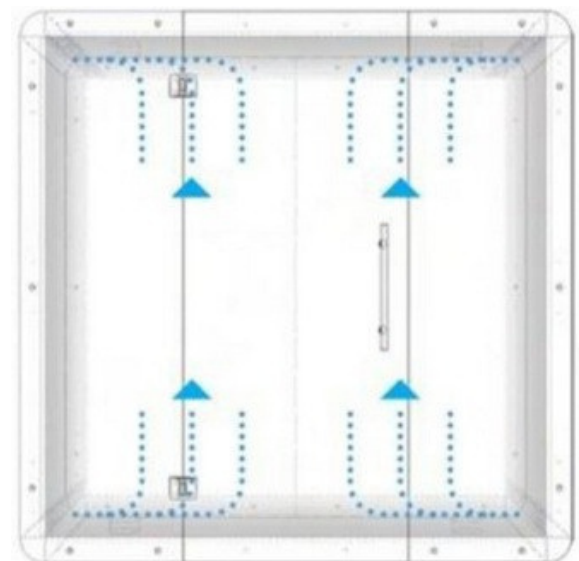
Finishes
TFL surface
CARB certified
(zero/low formaldehyde emissions)
Aluminum hardware painted

Door Lock
Patch fit low noise- silent latch

Worktop
Black or White Laminate wood D shape worktop

Felt
Interior sound absorption panels
60% recyclable

Options
Seismic bracing
One touch LCD control panel
LCD TV mount bracing
White glass board - W: 34" x L: 30"
Personalized company branding
Ethernet ports
Bluetooth speaker
Frosted film glass
External fire extinguisher unit
Door lock
Occupancy lights



*Air Flow Diagram





Because Privacy Matters



Kubebooth Technical Data Sheet - Kteam 8 Floorless

Easy to Install

Plug & Play

Size
Overall - W: 88" - D: 145" - H: 88"
Inside - W: 80" - D: 144" - H: 84"

Weight
2600 lbs/1180 kg

Glass 10mm clear tempered
Door - H: 88" x W: 32"
Rear Panels - H: 88" x W: 44"
Front Side Panels - H: 88" x W: 28"

Acoustics
NIC rating of 36 dB certified
Noise cancellation technology

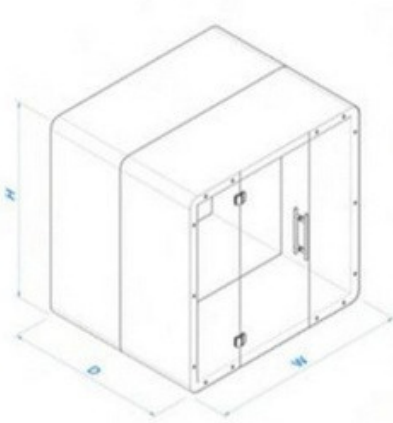
Air Exchange
100 complete air changes per hour

Data Center
UL approved
1 USB A port, 1 USB C port
2 Simplex outlets
Motion detector (controls light & fan)

Light
12V LED light bar with magnet
570mm/pcs super light bar, 3500K, 12VDC

Sprinkler
Pre-engineered knockout hole for 3rd party sprinkler installation

Power Cord
10ft cord 120V/15Amp



Reversible Door
Fully interchangeable left or right opening

Worktop
Black or White laminate wood D shape worktop

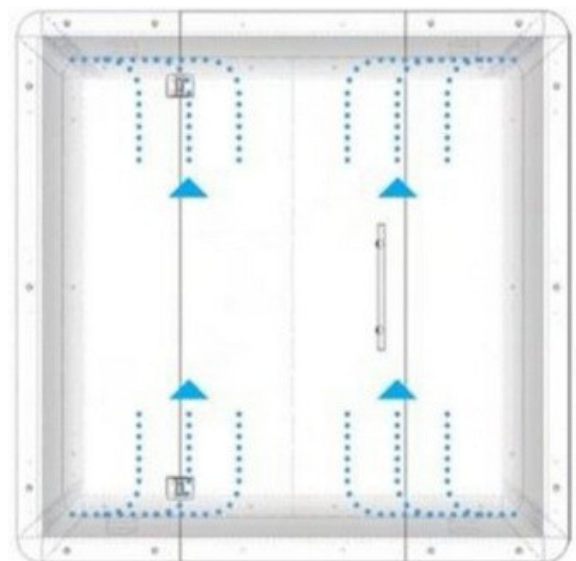
Felt
Interior sound absorption panels
60% recyclable

Options
Seismic bracing
One touch LCD control panel
LCD TV mount bracing
White glass board - W: 34" x L: 30"
Personalized company branding
Ethernet ports
Bluetooth speaker
Frosted film glass
External fire extinguisher unit
Door lock
Occupancy lights

Wall Construction
Galvanized steel frames
Sound insulation in all cavities

Finishes
TFL surface
CARB certified
(zero/low formaldehyde emissions)
Aluminum hardware painted

Door Lock
Patch fit low noise- silent latch



*Air Flow Diagram

